

Fare Information

ZONES TRAVELED	ONE-WAY	ROUND TRIP+	10-RIDE	MONTHLY	INCREMENTAL
1 Zone	\$4.00	\$8.00	\$38.00	\$116.00	+\$1.00
2 Zones	\$4.25	\$8.50	\$40.50	\$123.25	+\$1.50
3 Zones	\$5.50	\$11.00	\$52.25	\$159.50	+\$2.00
4 Zones	\$6.25	\$12.50	\$59.50	\$181.25	+\$2.50
5 Zones	\$6.75	\$13.50	\$64.25	\$195.75	+\$3.00
6 Zones	\$7.25	\$14.50	\$69.00	\$210.25	+\$3.50
7 Zones	\$7.75	\$15.50	\$73.75	\$224.75	+\$4.00
8 Zones	\$8.25	\$16.50	\$78.50	\$239.25	+\$4.50
9 Zones	\$9.00	\$18.00	\$85.50	\$261.00	+\$5.00
10 Zones	\$9.50	\$19.00	\$90.25	\$275.50	—

Day Pass (unlimited rides, all lines, all zones, any weekday) - \$10
Weekend Day Pass (unlimited rides, all lines, all zones, Sat or Sun) - \$7
Weekend Pass (unlimited rides, all lines, all zones, Sat and Sun) - \$10

Fares for all trains are available on the Ventra smartphone app, where riders can purchase one-way, 10-ride and monthly tickets or Round Trip Plus and Day/Weekend Passes using a debit/credit card or stored transit value on a linked Ventra account. One-way, 10-Ride, Monthly, and Day Pass tickets are also available at ticket agents at downtown terminals and select suburban stations. At stations where a station agent is not on-duty, passengers can purchase one-way and Day Pass tickets from conductors. Round Trip Plus tickets are valid on all Metra train lines within the zone pair purchased on the day activated; Day Passes and \$10 Weekend Passes are valid on all Metra train lines in all fare zones for the duration purchased. Monthly tickets include full Weekend Passes.

Metra operates on a fare zone structure, with distance-based fares. Currently, there are ten fare zones system-wide, lettered Zone A to Zone J. Metra fares can be used interchangeably between Metra lines provided trips do not go beyond the listed zone pair on the ticket. For trips that do go beyond the listed zone pair, riders may wish to purchase an incremental ticket for the difference rather than purchasing a full-price one-way ticket. Transfers between Metra and the CTA or Pace are not included in ticket prices; a full fare is required to change to those buses and trains.

Reduced fare one-way, 10-Ride, and monthly tickets are available for RTA Reduced Fare Card holders and K-12 students. Through 2023, all riders on the Rock Island and Metra Electric lines pay reduced fare prices as part of Cook County's South Cook Fair Transit Pilot. Fares purchased as part of the Fair Transit Pilot are only able to be used on Rock Island and Metra Electric trains.







Passengers purchasing tickets from conductors when a ticket agent or ticket vending machine is available must pay an additional \$5 fee. There is no penalty to buy a ticket onboard trains using the Ventra smartphone app.

These are not official schedules/fare tables.
Schedules and fare information are accurate as of November 2020, but are subject to change. For official information, visit metrarail.com or use the Ventra smartphone app.
The Yard Social Club is not sponsored by or affiliated with Metra.

Service Information

Metra operates 11 lines serving 242 stations throughout the Chicago region. Service is most frequent during weekday rush periods, with only occasional service during weekday midday periods and minimal service on nights and weekends. On holidays, Metra operates weekend schedules.

This table shows 14 service patterns operated by Metra. Generally, "late night" service refers to service after 11:00pm; last trains leave downtown between 10:30pm and 1:00am, depending on the line. Overnight service is not offered. Check schedules for more information.

TRAIN LINE	OFF-PEAK SERVICE	PEAK SERVICE	SERVICE NOTES
 Ashland UNION PACIFIC NORTH at OGILVIE TRANS. CENTER	A to/from Waukegan weekdays, every 60 min weekends, every 60-120 min	B to/from Winnetka weekdays, every 60 min (combined AB service nights/weekends)	A extended express service to Kenosha B extended local service to Highland Park (A) and (B) weekday service interlined to offer 30-minute headways south of Winnetka. Limited weekend Kenosha service.
 North Western UNION PACIFIC NORTHWEST at OGILVIE TRANS. CENTER	CD to/from Crystal Lake daily, every 60-120 min	CD to/from Harvard weekdays, peak only weekends, every 120 min, mornings and evenings	C express, stops Des Plaines-Crystal Lake or McHenry D express, continues to Harvard D extra local service to Des Plaines No off-peak service to McHenry or Gladstone Park. Weekend express service offered, with stops Arlington Heights-Harvard.
 Kate Shelley UNION PACIFIC WEST at OGILVIE TRANS. CENTER	EF to/from Elburn weekdays, every 60-120 min weekends, every 120 min	E express, stops Elmhurst-Elburn F extra local service to Elmhurst	E express, stops Elmhurst-Elburn F extra local service to Elmhurst Trains generally stop at either Melrose Park or Maywood, but not both. No off-peak service to Kedzie.
 Marquette MILWAUKEE NORTH at CHICAGO UNION STATION	GH to/from Fox Lake daily, every 120 min (limited inbound evening service)	G express, stops Fox Lake-Morton Grove AM, Glenview-Fox Lake PM H extra local service to Lake Forest	G express, stops Fox Lake-Morton Grove AM, Glenview-Fox Lake PM H extra local service to Lake Forest Reverse commute pilot schedule suspended due to COVID-19
 Laker NORTH CENTRAL SERVICE at CHICAGO UNION STATION	J to/from Buffalo Grove one reverse-commute round trip during weekday peak	I peak local service to Antioch J one daily express round-trip, stops Wheeling-Antioch	I peak local service to Antioch J one daily express round-trip, stops Wheeling-Antioch No off-peak or weekend service
 Arrow MILWAUKEE WEST at CHICAGO UNION STATION	KL to/from Elgin weekends, every 120 min	KL to/from Big Timber Rd weekdays, every 60-120 min	K express, stops Franklin Park- Big Timber Rd L extra local service to Franklin Park No weekend service to Grand/ Cicero or Big Timber Rd. No off-peak service to Hanson Park, Mars, or Mannheim.
 Western Star BNSF RAILWAY at CHICAGO UNION STATION	MNO to/from Aurora weekdays, every 60 min weekends, every 60-120 min	M express, stops Main St-Aurora N express, stops Brookfield-Fairview Ave O extra local service to Brookfield	M express, stops Main St-Aurora N express, stops Brookfield-Fairview Ave O extra local service to Brookfield "Superexpress" service available to/from Naperville during peak. Many intermediate stations now peak-only.
 Abraham HERITAGE CORRIDOR at CHICAGO UNION STATION	no off-peak service	P three daily round-trips making all stops	P three daily round-trips making all stops No off-peak or weekend service
 Blue Bird SOUTHWEST SERVICE at CHICAGO UNION STATION	Q to/from 179th weekdays, peak and limited afternoon service only	Q peak service continues to Manhattan Q express, stops Oak Lawn (Patriot) and Palos Park-179th (AM)/Manhattan (PM)	Q peak service continues to Manhattan Q express, stops Oak Lawn (Patriot) and Palos Park-179th (AM)/Manhattan (PM) No weekend service
 Rocket ROCK ISLAND at LaSALLE STREET STATION	R to/from Joliet weekdays, every 60-120 min weekends, every 120 min	RS to/from Joliet (via Suburban) daily, early morning/late night	R hourly service R express, stops 80th Ave-Joliet Timed transfers available at Blue Island
 Suburban ROCK ISLAND at LaSALLE STREET STATION	S to/from Blue Island daily, every 120 min	S hourly service	S hourly service Weekday off-peak and weekend early morning/late night trains continue to Joliet. All other times, transfer at Blue Island.
 Panama METRA ELECTRIC at MILLENNIUM STATION	U to/from University Park Mon-Sat, every 120 min, morning thru evening	UV to/from University Park (local) daily, every 120 min (every 60 min, weekday early morning/evening/late night)	U express, stops Homewood-Univ. Park U express, stops 115th-Homewood Mon-Sat midday trains alternate between (U) and (UV) service. One peak-only (U) express round- trip on Sundays.
 Magnolia METRA ELECTRIC at MILLENNIUM STATION	V to/from 115th/Kensington weekday afternoons only	V to/from Blue Island Mon-Sat, every 90-120 min, morning thru evening only	V every 35-50 min V reverse commute express, no stops between 59th and 115th No Sunday service to Blue Island. Timed transfers available at 115th. (UV) trains make flag stops between 59th and 115th.
 Diamond METRA ELECTRIC at MILLENNIUM STATION	W to/from 93rd/South Chicago weekdays, every 60-120 min weekends, every 120 min	W every 20-40 min W express, no stops 51st-53rd to 11th/ Museum Campus	W every 20-40 min W express, no stops 51st-53rd to 11th/ Museum Campus With other Electric Line services, trains operate every 20-30 min between downtown and Hyde Pk weekday midday/evenings

Transfers and Connections

For transfers between Metra lines, inform a conductor when your ticket is checked. Metra-to-Metra transfers are included in Round Trip Plus, Day Passes, and Weekend Passes. Transfers between Metra and the CTA, Pace, or the South Shore Line require a second full fare; Ventra app users can use stored CTA/Pace transit value to purchase Metra tickets.

Accessibility

At least one coach on each Metra train is fully ADA-compliant. All downtown terminals, most suburban stations, and some city stations are wheelchair-accessible, although a few may not meet full ADA standards. On off-peak trains, cyclists are permitted to bring bikes on trains; cyclists will need to secure their bike onboard. Bikes may not be accommodated on busy weekends.



THE YARD SOCIAL CLUB
TRAVEL GUIDE



Service Restoration
WEAR A MASK and GET VAXXED

COMMUTER RAIL SERVICE

System Map and Guide



<http://www.yard-social.com>



Commuter Rail Service

Legend

STATIONS

Core	Basic	Peak	Off-Peak
Every 2 Hours or Better	Infrequent Off-Peak Service	Service only during peak periods	Check schedules for times

LINE SERVICE TIMES

Service	Mon-Sat	Mon-Fri	Off-Peak
Daily Service	●	●	●
Mon-Sat Service	●	●	●
Mon-Fri Service	●	●	●
Peak-Only Service	●	●	●
Daily	●	●	●
Monday-Saturday	●	●	●
Monday-Friday	●	●	●
Off-Peak-Only Service	●	●	●

Warning: Not all trains make all stops shown
Service, schedules, and stopping patterns are subject to change. See other side for more information.

CTA Connection Metra Station

Peak-Only Station

Transfer Station

Peak Stop Only in Direction of Travel Shown

Peak Terminal

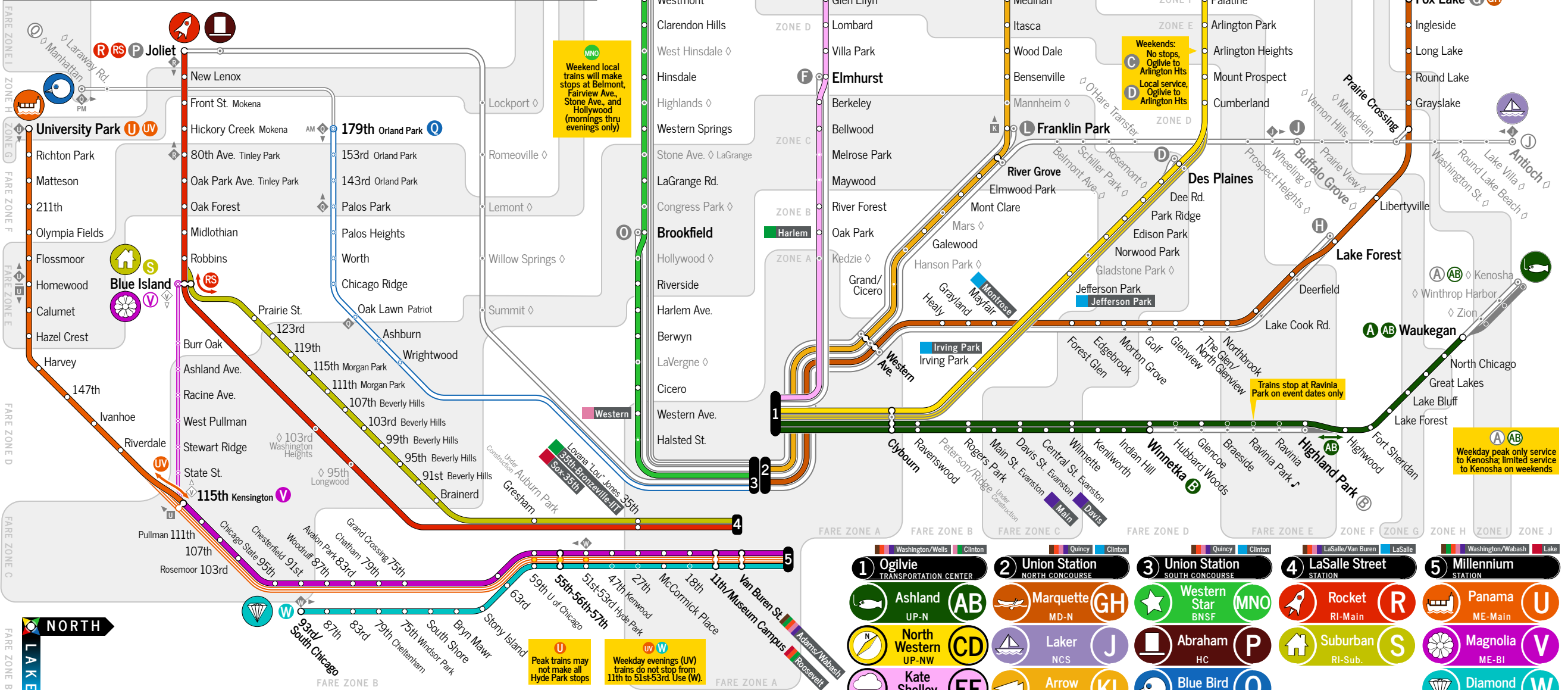
Combined Local Service Continues

Peak Express Zones

Off-Peak Terminal

Extended Service Station

Extended Service Terminal



1 Ogilvie TRANSPORTATION CENTER	2 Union Station NORTH CONCOURSE	3 Union Station SOUTH CONCOURSE	4 LaSalle Street STATION	5 Millennium STATION
Ashland (AB) UP-N	Marquette (GH) MD-N	Western Star (MNO) BNSF	Rocket (R) RI-Main	Panama (U) ME-Main
North Western (CD) UP-NW	Laker (J) NCS	Abraham (P) HC	Suburban (S) RI-Sub.	Magnolia (V) ME-BI
Kate Shelley (EF) UP-W	Arrow (KL) MD-W	Blue Bird (Q) SWS		Diamond (W) ME-SC

The Yard Social Club and StarLine Chicago are not sponsored by, supported by, or in any way affiliated with Metra, the Chicago Transit Authority, Pace, the Regional Transportation Authority, the Illinois Department of Transportation, or any other transportation provider. This map is intended for discussion purposes only and is not to scale. For official maps and schedules, visit metrarail.com.